

Resources for Infectious Disease Epidemiology

Joseph Keating, PhD

Tulane University School of Public Health & Tropical Medicine
Department of International Health & Development



Objectives

- Discuss resources available for incidence, prevalence or trend statistics: malaria, Tb, HIV
- Discuss resources available for identifying emerging public health issues
- Provide resources for epidemic surveillance
- Provide information about the organizations working to research and prevent malaria, Tb, and HIV

Data Sources: population-based surveys


Surveys and Methodology Home



Demographic and Health Surveys

Quality information to plan, monitor and improve population, health, and nutrition programs

[Home](#) | [Site Map](#) | [FAQs](#) | [Contact Us](#)

 [Subscribe to our email alerts...](#)

[About DHS](#)

[Surveys](#)

[Data](#)

[Publications](#)

[Countries](#)

[Topics](#)

Surveys Home

Survey Types

[DHS](#)
[AIS](#)
[SPA](#)
[KIS](#)
[Other Quantitative Surveys](#)
[Qualitative Research](#)

Survey Resources

[Questionnaires/Modules](#)
[Procedure Manuals](#)
[Guide to DHS Statistics](#)

Browse/Find Surveys

[Survey Search](#)
[All by Country](#)
[All by Survey Type](#)
[All by Year](#)
[All by Characteristics](#)
[Recent/Ongoing Surveys](#)

[Home](#) >

Surveys and Methodology Home

Survey Types

DHS supports a range of data collection options that can be tailored to fit specific monitoring and evaluation needs of host countries. Learn more about the types of surveys, secondary data analysis, and specialized studies that MEASURE DHS performs.

- **[Demographic and Health Surveys \(DHS\)](#)**
Provides data for a wide range of monitoring and impact evaluation indicators in the areas of population, health, and nutrition.
- **[AIDS Indicator Surveys \(AIS\)](#)**
Provide countries with a standardized tool to obtain indicators for the effective monitoring of national HIV/AIDS programs.
- **[Service Provision Assessment \(SPA\) Surveys](#)**
Provides information about the characteristics of health and family planning services available in a country.
- **[Key Indicators Survey \(KIS\)](#)**
Provides monitoring and evaluation data for population and health activities in small areas—regions, districts, catchment areas—that may be targeted by an individual project, although they can be used in nationally representative surveys as well.
- **[Other Quantitative Surveys](#)**
Includes Biomarker Collection, Geographic Data Collection, and Benchmarking Surveys.
- **[Qualitative Research](#)**
Provides informed answers to questions that lie outside the purview of standard quantitative approaches.

Browse/Find Surveys


Search for information on any MEASURE DHS Survey.

- **[Search for MEASURE DHS Surveys](#)**
Search for MEASURE DHS surveys by any combination of: Year, Status, Survey Type, Region/Country, and Survey Characteristics/Modules.
- **[Browse all Surveys by Country](#)**
- **[Browse all Surveys by Survey Type](#)**
- **[Browse all Surveys by Year](#)**
- **[Browse Recently Completed Surveys](#)**

Data Sources: population-based surveys

UNICEF End Decade Assessment - MICS2

End-decade Databases Indicators Multiple Indicator Cluster Surveys (MICS) Home Search



End Decade Assessment

Multiple Indicator Cluster Survey

MICS2 - Datasets

MICS2 has put greater efforts in not only properly documenting the results published in the MICS2 country reports, but also to maximize the use of micro data sets via documentation and dissemination. For those MICS2 countries that granted UNICEF direct access to the micro data sets and documentation, a rigorous process was completed to ensure internal and external consistency, basic standards of data quality, corresponding documentation and, standardization of variable and value labels across countries.

For each country four SPSS data files were produced, corresponding to the four main units of analysis: households, household members, women in reproductive age (15-49 years of age) and children under the age of five. An additional Word file contains basic characteristics of the data such as year of the survey, sample sizes, weights, dictionary of variables and labels, and any existing limitations of the data files.

Below, you will find datasets for some selected countries. Although the format for the data sets is [SPSS](#), these are compressed using WINZIP to facilitate their transfer.

Access to these datasets is restricted. Information on how to obtain access can be [found here](#).

Datasets currently available:

Albania	Gambia	Rwanda
Angola	Guinea-Bissau	Sao Tome & Principe
Azerbaijan	Guyana	Senegal
Bolivia	Indonesia	Sierra Leone
Bosnia and Herzegovina	Iraq	Sudan (North)
Burundi	Jamaica	Sudan (South)
Cameroon	Kenya	Suriname
Central African Republic	Lao PDR	Swaziland
Chad	Lesotho	Tajikistan
Comoros	Madagascar	Togo
Côte d'Ivoire	Moldova	Trinidad and Tobago
Dominican Republic	Mongolia	Uzbekistan
DR Congo	Myanmar	Venezuela
Equatorial Guinea	Niger	Viet Nam
	Philippines	Zambia

Menu

- Background
- Questionnaire
- Manual
- Data Processing
- MICS-2 Model Reports
- MICS-2 modules by country
- MICS-2 national reports
- MICS-2 national datasets
- Home
- Back



Data Sources: population-based surveys

The screenshot shows the WHO Regional Office for South-East Asia website. The top navigation bar includes the WHO logo and a search box. The left sidebar contains a menu with categories like Home, About WHO in SEAR, SEAR Countries, Topics List, Regional Health Situation, Information Sources, Related Websites, Communicable Diseases, and Malaria. The main content area is titled 'Malaria' and features a search bar, a 'Search' button, and a list of links. The primary link is 'Malaria Indicator Survey', which leads to 'BASIC DOCUMENTATION FOR SURVEY DESIGN AND IMPLEMENTATION'. Below this, there is a section for 'ROLL BACK MALARIA MONITORING AND EVALUATION REFERENCE GROUP' and a 'CONTENTS' section listing various components and documents from April 2005. At the bottom, there are logos for WHO, UNICEF, MEASURE DHS, MEASURE Evaluation, USAID, and CDC.

World Health Organization
Regional Office for South-East Asia

Home
About WHO in SEAR
SEAR Countries
Topics List
Regional Health Situation
Information Sources
Related Websites

Communicable Diseases
Malaria

What is Malaria?
Disease Burden in SEA Region
Issues and Challenges
Goals, Objectives and Strategies
Country Malaria Situation
Malaria Epidemics/ Outbreaks
Drug Resistance & Drug Policy
Reports
Tools & Guidelines
List of Abbreviations
News and Events
Partnerships
Photo Gallery
Related Links

Malaria
Tools and guidelines
Malaria Indicator Survey

**MALARIA INDICATOR SURVEY:
BASIC DOCUMENTATION FOR SURVEY DESIGN AND IMPLEMENTATION**

**ROLL BACK MALARIA
MONITORING AND EVALUATION REFERENCE GROUP**

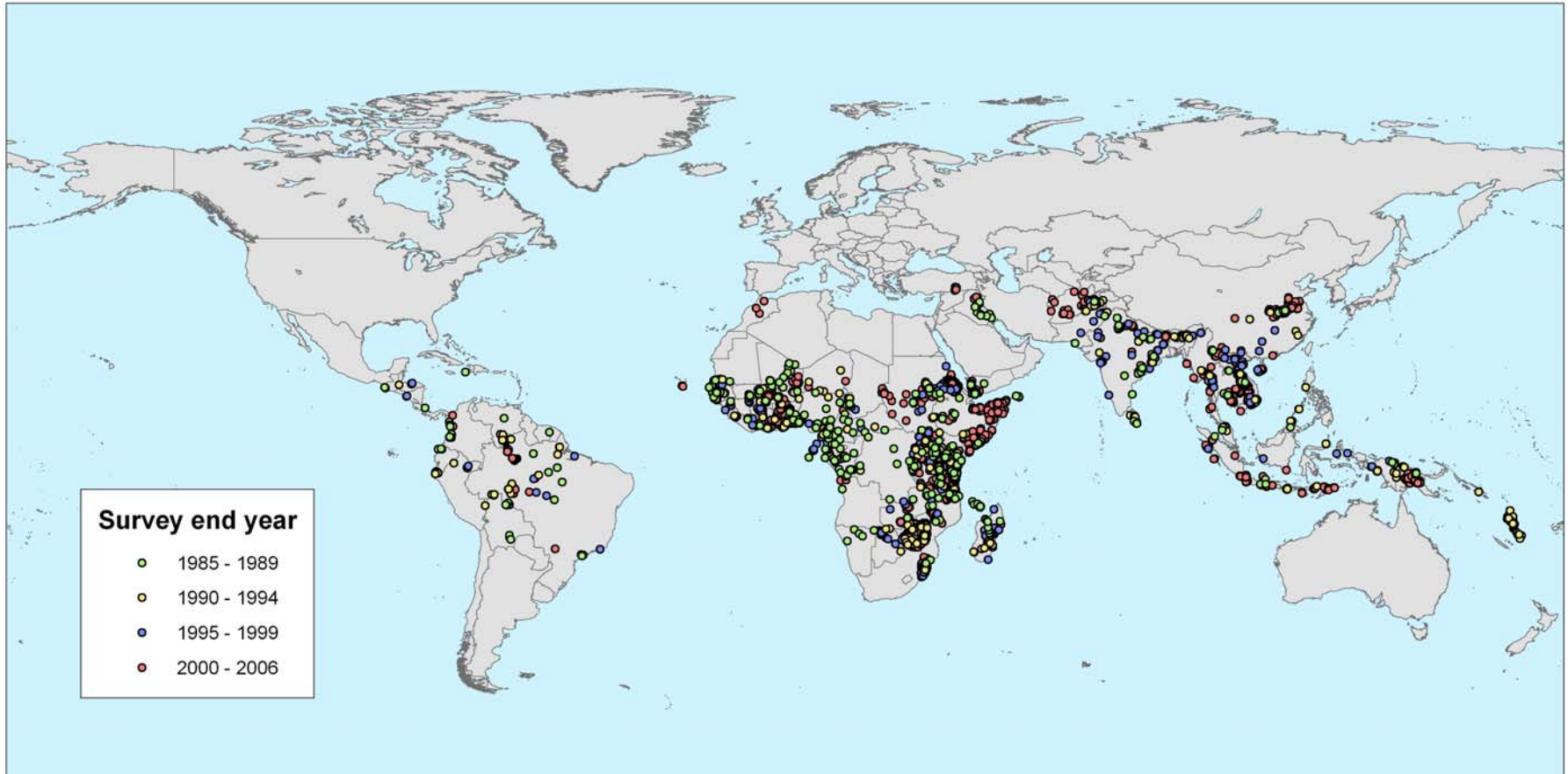
CONTENTS

- Overview of the MIS Documentation- April 2005
- MIS Components- April 2005
 - Core Component 1: Household Questionnaire- April 2005
 - Core Component 2: Women's Questionnaire- April 2005
 - Core Component 3: Rationale- April 2005
 - Core Component 4: Interviewer's Manual- April 2005
 - Core Component 5: Supervisor's Manual- April 2005
 - Core Component 6: Guidelines for Interviewer Training- April 2005
 - Core Component 7: Household Listing Manual- April 2005
 - Core Component 8: Sampling Guidelines- April 2005
 - Core Component 9: Tabulations for Key Malaria Indicators- April 2005
 - Biologic Component 1: Anaemia Testing (Preliminary Draft)-February 2005
 - Biologic Component 2: Parasitaemia Testing Manual (To be Developed)
 - Complementary Documents 1: A Field Guide to GPS Data Collection & GPS Cluster Position Form- April 2005
 - Complementary Documents 2: PDA Manual for Field Data Collection and Sampling - April 2005
 - Complementary Documents 3: Calculating the Cost of the Malaria Indicator Survey - April 2005

World Health Organization
UNICEF
MEASURE DHS
MEASURE Evaluation
U.S. Centers for Disease Control and Prevention


USAID
MEASURE DHS
MEASURE Evaluation
CDC

Data Sources: data sets & compiled statistics



***P. falciparum* PR points - Globe**

Data Sources: data sets & compiled statistics



World Health Organization

عربي | 中文 | English | Français | Русский | Español

- Home
- About WHO
- Countries
- Health topics
- Publications
 - Data and statistics
 - Programmes and projects

WHO

Data and statistics

Highlight

Maternal mortality ratio per 100 000 live births



Legend

- Less than 10 deaths per 100000
- 10 - 199 deaths per 100000
- 200 - 499 deaths per 100000
- 500 - 999 deaths per 100000
- Greater than or equal to 1000 deaths per 100000
- Data not available

A new estimate shows that close to half a million women died of maternal causes in 2005. About 99% of these deaths occurred in developing countries. Despite the global commitment to reduce the maternal mortality ratio by 5.5%, the current rate of decline is about less than 0.4% per annum.

[More on maternal mortality worldwide \[pdf 138kb\]](#)

Databases

[WHO Statistical Information System \(WHOSIS\)](#)
National statistics for 50 core indicators on mortality, morbidity, risk factors, service coverage, and health systems

[WHO Global InfoBase Online](#)
Data on chronic diseases and their risk factors for all WHO Member States

[Global Health Atlas](#)
Standardized data and statistics for infectious diseases at country, regional, and global levels

[Regional statistics](#)
Statistical information from WHO Regional Offices

Data by categories

60 - WHO 60th anniversary

KEY WHO INFORMATION

[Director-General](#)
Director-General and senior management

[Governance of WHO](#)
WHO Constitution, Executive Board and World Health Assembly

[Media centre](#)
News, events, fact sheets, multimedia and contacts

[International travel and health](#)
Publication on travel risks, precautions and vaccination requirements

[World Health Report](#)
Annual report on global public health and key statistics




Tulane University

Data Sources: data sets & compiled statistics

Basic Statistics | Statistics and Surveillance | Topics | CDC HIV/AIDS

[Home](#) | [About CDC](#) | [Press Room](#) | [A-Z Index](#) | [Contact Us](#)

 Department of Health and Human Services
Centers for Disease Control and Prevention

CDC en Español

Search:

CDC Home > [HIV/AIDS](#) > [Topics](#) > [Statistics and Surveillance](#)

[Printer-Friendly Version](#)

[Contact Us](#)

Search for HIV/AIDS Content Only

Quick Links



- > [What's New?](#)
- > [HIV/AIDS A-Z Index](#)
- > [VIH/SIDA en español](#)
- > [CDC Responds to HIV/AIDS](#)
- > [HIV/AIDS E-Publications](#)
- > [Get E-mail Updates](#)
- > [Order Free HIV/AIDS Publications](#)
- > [RSS](#) [XML](#) | [RSS Help](#)
- > [Media](#)
- > [Conferences and Trainings](#)
- > [Key Resources](#)
- > [Site Map](#)

Know your HIV status?
Text: Your Zip Code
To: KnowIt or 508048
To find HIV Test Centers near you.
www.hivtest.org

HIV/AIDS Statistics and Surveillance

- > [Basic Statistics](#)
- > [HIV/AIDS in the United States](#)
- > [HIV Infection Reporting](#)
- > [Fact Sheets](#)
- > [Slide Sets](#)
- > [Software](#)
- > [Reports](#)
- > [Recommendations & Guidelines](#)
- > [Links](#)

LEGEND:

-  Link to a PDF document
-  Link to non-governmental site and does not necessarily represent the views of the CDC

Adobe Acrobat (TM) Reader needs to be installed on your computer in order to read documents in PDF format.
[Download the Reader.](#)

Basic Statistics

Unless otherwise noted, the following data are from the CDC *HIV/AIDS Surveillance Report: HIV Infection and AIDS in the United States and Dependent Areas, 2005*.

Please Note: Some data on this page was revised on June 28, 2007. For more information on the reasons for this revision visit <http://www.cdc.gov/hiv/datarevision.htm>

Definitions

[HIV Estimate](#)

[AIDS Cases](#)

[AIDS Cases by Age](#)

[AIDS Cases by Race/Ethnicity](#)

[AIDS Cases by Exposure Category](#)

[Top 10 AIDS Cases by State/Territory](#)

[Persons Living with AIDS](#)

[Deaths of Persons with AIDS](#)

HIV/AIDS Cases

[HIV/AIDS Cases by Age](#)

[HIV/AIDS Cases by Race/Ethnicity](#)

[HIV/AIDS Cases by Exposure Category](#)

[Persons Living with HIV/AIDS](#)

[State HIV/AIDS Data](#)

[International Statistics](#)

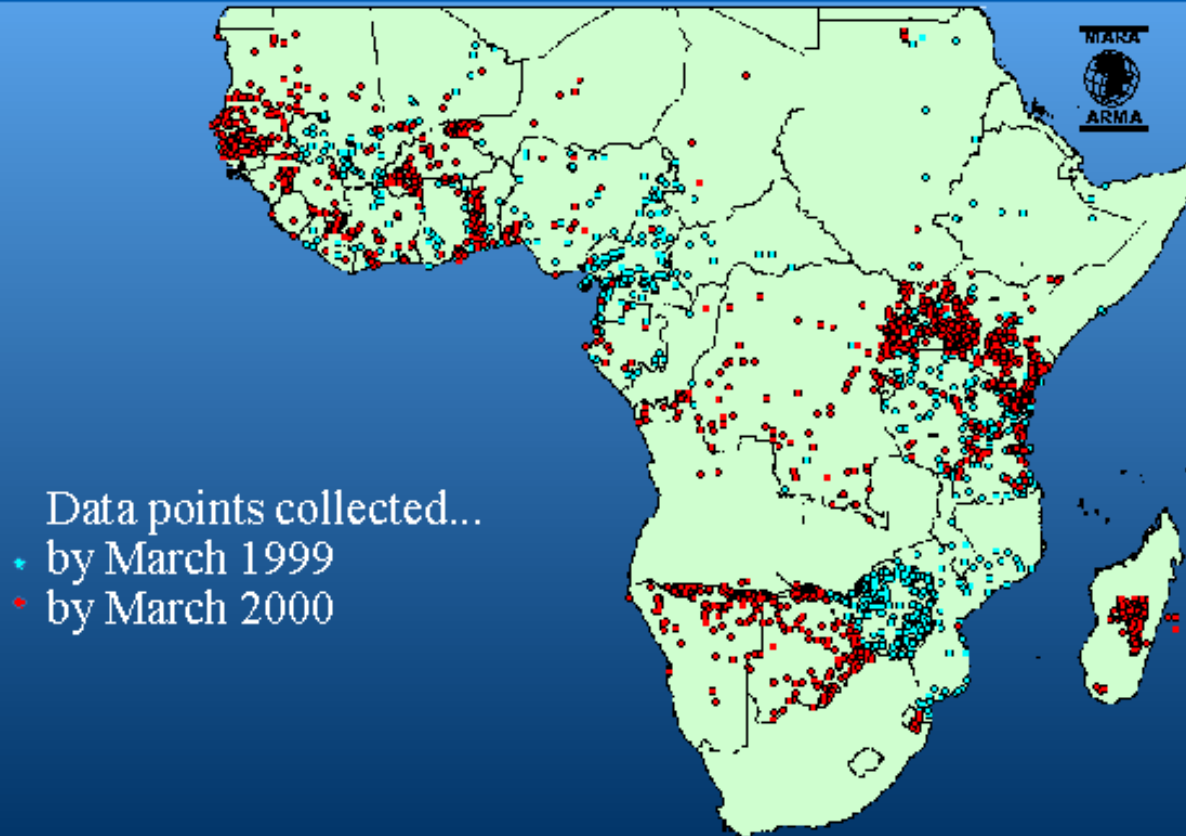
Definitions

- **AIDS:** This refers to persons diagnosed with AIDS, based on the CDC definition in [adults and adolescents](#) and [children](#).
- **HIV/AIDS:** This refers to cases of HIV infection, regardless whether they have progressed to

<http://www.cdc.gov/hiv/topics/surveillance/basic.htm> (1 of 10)4/7/2008 2:58:32 PM

Data Sources: data sets & compiled statistics

Data collected to date



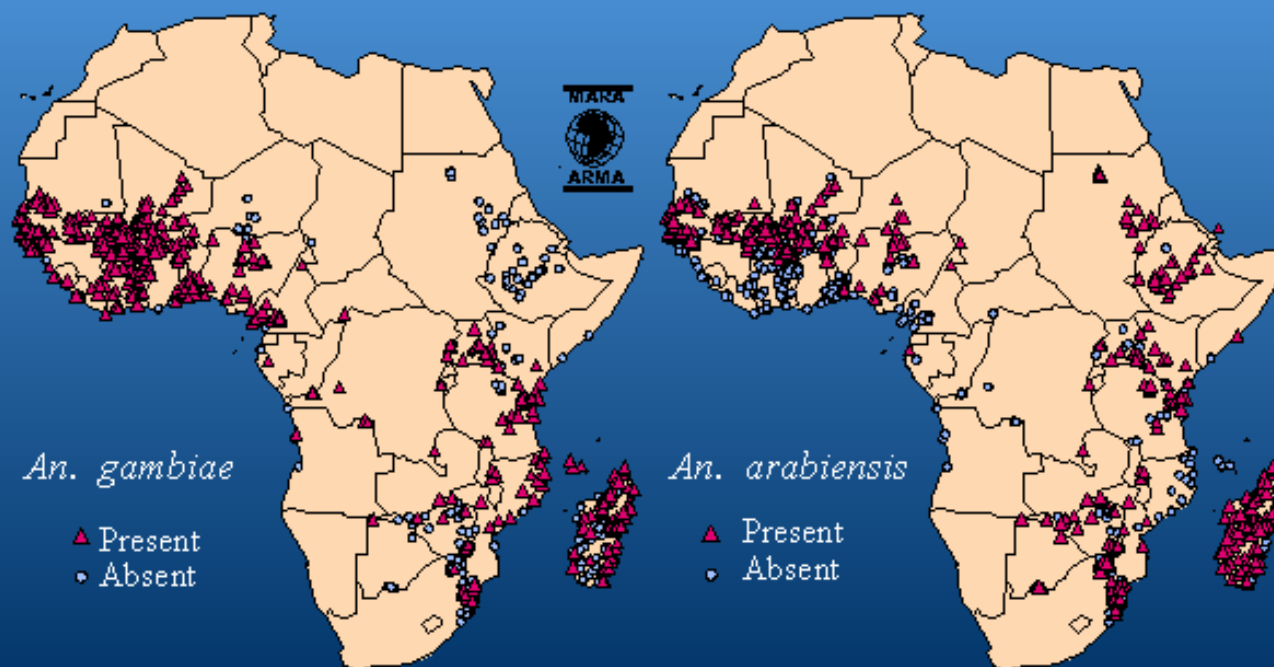
Data points collected...

- by March 1999
- by March 2000

Data Sources: data sets & compiled statistics

A collection of malaria vector surveys

A collection of malaria vector surveys provides information on mosquito distribution. Blank areas do not mean that mosquitoes are absent, but that no species identifications have been published from those areas.



Resources: emerging trends and disease updates



Search:

- The RBM Partnership
- Global advocacy
- Country action
- Commodity Services
- Publications & multimedia

[The RBM Partnership Home](#)

The Partnership

Calendar of events

About us

[What is RBM?](#)

[Change initiative](#)

[Global Malaria Business Plan](#)

Governance

[Constituencies](#)

[Partnership Board](#)

[Board meeting](#)

[Partnership forum](#)

[Partnership secretariat](#)

[Consensus documents](#)

Working groups



Task forces

[Affordable Medicines Facility for Malaria](#)



Subregional networks

[Overview](#)

[Central Africa](#)

[East Africa](#)

[Southern Africa](#)

[West Africa](#)

RBM Partnership activities



RBM welcomes faith-based organizations to the fight against malaria

4 April 2008 Geneva, Switzerland - The Roll Back Malaria Partnership applauds UN Foundation's new partnership with faith-based organizations to raise \$200 million for the global fight against malaria. "We wholeheartedly support this initiative," stated Dr. Awa-Marie Coll Seck, Executive Director of the Roll Back Malaria Partnership. "We are reaching a critical point in the fight against malaria. Only 3 years separate us from our 2010 global target of covering 80% of all people at risk with adequate protection and treatment. This new partnership will mobilize funding to further accelerate coverage with much needed insecticide treated nets."

Since the launch of the Roll Back Malaria Partnership, donor funding for malaria has increased from \$100 million to \$1 billion annually. Nevertheless, current funding covers only a third of the estimated global need. An additional \$2 billion is needed every year to control malaria

First World Malaria Day

Malaria – a disease without borders

25 April 2008
Malaria - a disease without borders



25 April is a day of unified commemoration of the global effort to provide effective control of malaria around the world.

Visit [RBM World Malaria Day website](#)

Make a link to World Malaria Day website!

Put [the World Malaria Day Button](#) on your website

NEW! The World Malaria Day website is now available in French



Malaria in the News

Latest news on malaria

[Feed](#)

[RSS](#)

News archive

The latest malaria-related stories from a variety of media. This list is provided as a reference tool for RBM website users; inclusion of an article in no way implies endorsement of its content by RBM or its founding partners.



Hot Topics and Latest Updates



Latest Updates on [Affordable Medicines Facility for Malaria \(AMFm\) Taskforce](#)

Resources: emerging trends and disease updates



about ISID | membership | programs | publications | resources | 13th ICID | site map



The global electronic reporting system for outbreaks of emerging infectious diseases & toxins, open to all sources.
ProMED-mail, the Program for Monitoring Emerging Diseases, is a program of the International Society for Infectious Diseases.

Navigation

Home

- Subscribe/Unsubscribe
- Search Archives
- Announcements
- Recalls/Alerts
- Calendar of Events
- Maps of Outbreaks
- Submit Info
- FAQs
- Who's Who
- Awards
- Citing ProMED-mail
- Links
- Donations
- About ProMED-mail

Quick Archive Search

Archive Number

Sponsored Links



VCU
Internal Medicine
Virginia Commonwealth University
Medical College of Virginia Campus

Chairman: Richard P. Wenzel

Today on ProMED-mail

April 07, 2008

- [PRO/EDR> S. aureus, contaminated injections - USA: \(FL\), alert](#)
- [PRO/AH/EDR> Leptospirosis - Peru: \(Loreto\), new species](#)
- [PRO/AH/EDR> West Nile virus update 2008 - Western Hemisphere \(04\)](#)
- [PRO/AH/EDR> Anthrax, bovine - India \(02\): \(Orissa\)](#)
- [PRO/AH/EDR> Hemorrhagic fever w/renal synd - Russia: \(Udmurtia\), forecast](#)
- [PRO/AH/EDR> Avian influenza \(57\): France, swan, NOT, corr.](#)
- [PRO/PL> Fungal diseases, oilseed rape - UK, Canada](#)
- [PRO/PL> Bacterial black spot, mango - India: \(AP\)](#)
- [PRO/EDR> Dengue/DHF update 2008 \(14\)](#)
- [PRO/ALL> ProMED-mail Frequently Asked Questions](#)

April 06, 2008

- [PRO/AH/EDR> Yellow fever - South America \(22\): Brazil, monkeys](#)
- [PRO/AH/EDR> Nipah virus - Bangladesh \(04\): transmission](#)
- [PRO/EDR> Crimean-Congo hem. fever - Russia \(S. Federal Okrug\)](#)
- [PRO/EDR> Human metapneumovirus - Canada \(02\): background](#)
- [PRO/AH/EDR> Yellow fever - South America \(21\): Brazil](#)
- [PRO/AH/EDR> Avian influenza \(57\): France, swan](#)
- [PRO/EDR> Chikungunya - Indonesia \(02\): \(Sumatra\)](#)
- [PRO/AH/EDR> Avian influenza, human \(42\): Egypt, Indonesia](#)
- [PRO/AH> Avian cholera - USA: \(UT\) \(02\)](#)
- [PRO/AH> Foot & mouth disease, bovine - Mozambique \(Gaza\)](#)
- [PRO/AH> Equine herpesvirus - Canada \(SK\) \(02\)](#)
- [PRO/AH> Rabbit calicivirus, domestic rabbits - New Zealand \(03\)](#)
- [PRO/AH> Equine influenza - Australia \(NSW, QLD\): free](#)

Postings from last 30 days...

Latest Information on Yellow Fever

- [06-APR-2008 / Yellow fever - South America \(22\): Brazil, monkeys](#)
- [06-APR-2008 / Yellow fever - South America \(18\): Brazil](#)
- [05-APR-2008 / Yellow fever - Africa: Liberia](#)
- [02-APR-2008 / Yellow fever vaccine-associated death - Peru](#)
- [01-APR-2008 / Yellow fever - South America \(20\): Argentina, Peru](#)

[More...](#)

Latest Information on Avian influenza

- [07-APR-2008 / Avian influenza \(57\): France, swan, NOT, corr.](#)
- [06-APR-2008 / Avian influenza \(57\): France, swan](#)
- [06-APR-2008 / Avian influenza, human \(42\): Egypt, Indonesia](#)
- [05-APR-2008 / Avian influenza \(56\): South Korea, 2nd outbreak, duck](#)
- [04-APR-2008 / Avian influenza \(55\): South Korea, Viet Nam, OIE](#)

[More...](#)



Kuala Lumpur, Malaysia
19-22 June '08
[More Information](#)

- 
ProMED-Port, Português
- 
ProMED-ESP, español
- 
ProMED-RUS, Русский
- 
Chinese Page
- 
Japanese Page
- 
ProMED-MBDS, Mekong Basin
- 
ProMED-FRA, Français



Resources: emerging trends and disease updates



Uniting the world against AIDS

[Press Centre](#) | [Events Calendar](#) | [Donate](#) | [Subscribe](#)

[english](#) | [français](#) | [español](#) | [русский](#) | [Language disclaimer](#)

[About UNAIDS](#) | [Policy and Practice](#) | [Country Responses](#) | [Cosponsors](#) | [Partnerships](#) | [Knowledge Centre](#)

Search



Second stocktaking report on children and AIDS

More HIV-positive children and pregnant women are receiving treatment according to the second stocktaking report on children and AIDS released by UNICEF, UNAIDS and WHO. The report reviews progress made in the AIDS response for children since the initiative Unite for Children, Unite against AIDS was launched in October 2005. [More](#)



African Ministers reaffirm commitment to Millennium Development Goals

African Ministers of Finance and Development Planning concluded their 3-day meeting with a statement reaffirming their commitment to achieving the Millennium Development Goals (MDGs) in Africa by 2015. [More](#)

[More Feature Stories](#)



Leadership and AIDS: Patricia Pérez



Independent study launched on AIDS in Asia



Women leading the AIDS response in Latin America

2008 High-Level Meeting on AIDS

The 2008 High-Level Meeting on AIDS will take place at the United Nations headquarters in New York on 10 - 11 June.

HIV-related travel restrictions

UNAIDS has set up an international task team to heighten attention to the issue of HIV-related travel restrictions on international and national agendas.

UNGASS 2008: Country progress reports

In compliance with the Declaration of Commitment on HIV/AIDS signed in June 2001, as of 7 March 2008, 147 countries have submitted their country progress reports to UNAIDS.

UNAIDS Knowledge Centre

The UNAIDS Knowledge Centre includes a range of resources, developed either by the UNAIDS Secretariat and/or our Cosponsors.

New UNAIDS blog

Log on to UNAIDS' first ever blog - HIV This Week - for insight on the latest scientific developments within the AIDS V/AIDS response.

NEWS FROM UNAIDS COSPONSORS

Burkina Faso: Kiemde's story - Combating HIV/AIDS through peer-to-peer education - UNICEF (Tue, 08 Apr 2008 07:03:06 GMT)

Tomorrow's Leaders Solving Today's Problems - Youth from Ukraine, Belarus and Moldova Innovate and Collaborate to Resolve Development Challenges - World Bank (Mon, 07 Apr 2008 14:47:29 GMT)

Mozambique: GPOBA Supports Water Services for Poor Households in Five Cities - World Bank (Thu, 03 Apr 2008 12:30:00 GMT)

[More Cosponsor news](#)

EXECUTIVE SPEECHES

05 March 2008 - Speech to Global Forum on Human Resources for Health, Kampala

27 February 2008 - Closing plenary speech at Microbicides 2008 conference

17 December 2007 - Speech at the 21st meeting of the UNAIDS Programme Coordinating Board (PCB), Geneva (en | fr)

1 December 2007 - Executive Director's message on the occasion of World AIDS Day 2007

[More Executive Speeches](#)

[Print this page](#) [Email this page](#)

Resources: emerging trends and disease updates

Stop TB Partnership


IN THE FIGHT AGAINST TB THE HERO COULD BE YOU

GO


About the Partnership	Stopping Tuberculosis	Become Involved	News and Events	Resource Centre	Coordinating Board	Working Groups	World TB Day
-----------------------	-----------------------	-----------------	-----------------	-----------------	--------------------	----------------	--------------

Highlights


JOURNALISM AWARD: DEADLINE APPROACHING



LUIS FIGO STOP TB AMBASSADOR



Partners Forum 2009



Partners' Directory

Helpful Links

This Weeks TB News

Below are listed various news items relating to tuberculosis and tuberculosis control which are gathered on a weekly basis from around the world.

[TB Declines, but the Toll Is Still 'Severe'](#)

The New York Times
01 April 2008 15:32

The nation's tuberculosis rate dropped last year to its lowest level since national reporting of the rate began in 1953. But the decline is slowing, and that troubles Dr. Heather Menzies, an officer of... [continued](#)

[Cameroon: Despite Free Treatment, TB Infection Still High](#)

allAfrica
31 March 2008 15:30

Cameroon joined the rest of the world on Monday, March 24, to commemorate World Tuberculosis Day under the theme... [continued](#)

[Tuberculosis on the Rise in the UK](#)

redOrbit Staff and Wire Reports
31 March 2008 15:27

Medical practitioners and health campaigners say London has become Europe's tuberculosis (TB) capital because primary care trusts (PCTs) are failing to... [continued](#)

[Partnership promotes tuberculosis awareness](#)

Resources: emerging trends and disease updates



SAFER • HEALTHIER • PEOPLE™

[CDC Home](#) | [Search](#) | [Health Topics A-Z](#)

MMWR™

Morbidity and Mortality Weekly Report

EPIDEMIOLOGY • OUTBREAK INVESTIGATIONS • BIRTH DEFECTS PREVENTION
STATISTICS • IMMUNIZATION • INJURY PREVENTION • PUBLIC HEALTH

INFECTIOUS DISEASE PROTECTION • HIV PREVENTION AND CONTROL
GLOBAL HEALTH • ENVIRONMENTAL HEALTH • MINORITY OUTREACH

HEALTHY AGING • CHILD HEALTH • GLOBAL PARTNERSHIPS

MMWR SEARCH [go](#) ADVANCED SEARCH

Updated undefined NaN, NaN, NaN:NaN p.m. EST

This Week in MMWR



An impression smear photomicrograph of Clostridium difficile bacteria. A report in this issue of MMWR describes surveillance for community-associated C. difficile in Connecticut.

April 4, 2008 / Vol. 57 / No. 13

[Transplantation-Transmitted Tuberculosis](#)

Oklahoma and Texas, 2007

Approximately 28,000 organ transplants were performed in the United States in 2007. Occasionally, infections are transmitted from organ donors, which can have implications for multiple recipients. Tuberculosis, a known infectious disease complication associated with organ transplantation, occurs in an estimated 0.4%–6.5% of organ recipients in the United States and Europe after transplantation. In 2007, the Oklahoma State Department of Health identified *Mycobacterium tuberculosis* in an organ donor 3 weeks after the donor's death. This report summarizes results of the subsequent investigation.

[MORE REPORTS](#) [DOWNLOAD ISSUE](#)

MMWR Recommendations and Reports

March 28, 2008 / Vol. 57 / No. RR-1

[Strategies to Improve External Cause-of-Injury Coding in State-Based Hospital Discharge and Emergency Department Data Systems](#)

Recommendations of the CDC Workgroup for Improvement of External Cause-of-Injury Coding

Each year, an estimated 50 million persons in the United States experience injuries that require medical attention. A substantial number of these persons are treated in an emergency department (ED) or a hospital, which collects their health-care data for administrative purposes. State-based morbidity data systems permit analysis of information on the mechanism and intent of injury through the use of external cause-of-injury coding (E-coding). E-coded state morbidity data can be used to monitor temporal changes and patterns in causes of unintentional injuries, assaults, and self-harm injuries and to set priorities for planning, implementing, and evaluating the effectiveness of injury-prevention programs. However, the quality of E-coding varies substantially from state to state, which limits the usefulness of these data in certain states.

This report discusses the value of using high-quality E-coding to collect data in state-based morbidity data systems. Recommendations are provided to improve communication regarding E-coding among stakeholders, enhance the completeness and accuracy of E-coding, and make E-coded data more useful for injury surveillance and prevention activities at the local, state, and federal levels. Implementing the recommendations outlined in this report should result in substantial improvements in the quality of external cause-of-injury data collected in hospital discharge and ED data systems in the United States and its territories.

Podcasts

Timber!

[A Minute of Health with CDC](#)
Listen (Length: 1:00)
[View transcript](#)

[A Cup of Health with CDC](#)
Listen (Length: 4:15)
[View transcript](#)

RSS Feeds

[How to Add MMWR RSS feeds](#)
[Learn More About RSS](#)

MGuide
Online Knowledge Centers

- [Hurricanes](#)
- [Influenza](#)
- [QuickStats](#)

CURRENT IMMUNIZATION SCHEDULES

January 11, 2008, Vol. 57, No. 1

[Recommended Immunization Schedules for Persons Aged 0–18 Years— United States, 2008](#)

The Advisory Committee on Immunization Practices (ACIP) annually publishes a recommended immunization schedule for persons aged 0–18 years to reflect changes in vaccine formulations and current recommendations for the use of licensed vaccines.

[DOWNLOAD ISSUE](#)

October 19, 2007, Vol. 56, No. 41



Resources: emerging trends and disease updates

WHO | Global Health Atlas



World Health Organization

Global Health Atlas

About Data query Interactive maps Map library Reports Login Current user: Guest

About the Global Health Atlas

In a single electronic platform, the WHO's Communicable Disease Global Atlas is bringing together for analysis and comparison standardized data and statistics for infectious diseases at country, regional, and global levels. The analysis and interpretation of data are further supported through information on demography, socioeconomic conditions, and environmental factors. In so doing, the Atlas specifically acknowledges the broad range of determinants that influence patterns of infectious disease transmission.

Over the next year, the system aims to provide a single point of access to data, reports and documents on the major diseases of poverty including malaria, HIV/AIDS, tuberculosis, the diseases on their way towards eradication and elimination (such as guinea worm, leprosy, lymphatic filariasis) and epidemic prone and emerging infections for example meningitis, cholera, yellow fever and anti-infective drug resistance.

The database will be updated on an ongoing basis and in addition to epidemiological information, the system aims to provide information on essential support services such as the network of communicable diseases collaborating centres, the activities of the Global Outbreak Alert and Response Network among others.

How to use the Global Health Atlas

[Data Query](#) -

That allows users to browse, view, query, search the contents of the WHO's Communicable Disease global database and output data in reports, charts and maps.

[Interactive Mapping](#) -

That provides a user-friendly mapping interface that allows users to select geographic areas of interest and create maps of diseases, the location of health facilities, schools, roads, geographic features.

[Maps and Resources](#) -

That provides access to the public domain to static maps and related documents, publications and statistics on infectious diseases.

Related Sites

[UNAIDS/WHO Global HIV/AIDS Online Database](#)

[Global Tuberculosis Database](#)

[Global Atlas of the Health Workforce](#)

[FluNet](#)

[DenqueNet](#)

[RabNet](#)

[Global Alliance for the Elimination of Blinding Trachoma](#)

[Project Atlas: Resources for Mental Health and Neurological Disorders](#)

[Global Information System on Alcohol and Health](#)

© World Health Organization, 2003-2007. All rights reserved

Resources: emerging trends and disease updates

GlobalHealthfacts.org - Global data on HIV/AIDS, TB, Malaria, and more

 **globalhealthfacts.org**
Global data on HIV/AIDS, TB, Malaria, & more

e.g. Malaria

[Home](#) [Data by Country](#) [Data by Topic](#) [Tools](#)

 **News from GlobalHealthReporting.org**
GlobalHealthReporting.org provides timely news summaries and information on HIV/AIDS, TB, and malaria for journalists and others. [Link to us](#)

Spotlight
Tuberculosis data updated, including data on **TB and HIV** coinfection.

Data by Country
Select a country on the map or below. Your results will include data from all categories.

Data by Topic
Narrow from a category to a topic and see how the topic compares across the globe. [View All Topics](#).

- HIV/AIDS
- TB
- Malaria
- Other Diseases, Conditions, & Risk Indicators
- Programs, Funding, & Financing
- Health Workforce & Capacity
- Demography & Population
- Income & The Economy

[About this Site](#) [Email Sign-Up](#) [Contact Us](#)

[kff.org](#) / [kaisernetwork.org](#) / [statehealthfacts.org](#) / [kaiserEDU.org](#) / [GlobalHealthReporting.org](#)

© 2008 Kaiser Family Foundation / [health08.org](#)

http://www.globalhealthfacts.org/index.jsp [4/8/2008 9:38:49 AM]

Disease Prevention and Research: HIV, TB & Malaria Organizations (Funding sources)

- Global Fund to Fight AIDS, TB & Malaria
- Bill and Melinda Gates Foundation
- International Centre of Insect Physiology and Ecology (ICIPE)
- President's Malaria Initiative (PMI)
- President's Emergency Plan for AIDS Relief in Africa (PEPFAR)
- National Institutes of Health (NIH)
- Centers for Disease Control and Prevention (CDC)
- World Health Organization (WHO)
- Wellcome Trust

Disease Prevention and Research: Malaria Organizations

Malaria

- Centers for Disease Control and Prevention (CDC) - Malaria:
- European Alliance Against Malaria
- Gates Foundation: Malaria
- Global Health Facts: Malaria
- The Kenya Malaria Information Service
- Malaria Foundation
- International (MFI) Malaria Infections in Japan
- Malaria Vaccine Initiative
- Malaria World
- Mapping Malaria Risk in Africa (MARA_ARMA) Project Home Page
- MARA Technical Report (English): Towards an Atlas of Malaria Risk in Africa
- Multilateral Initiative on Malaria (MIM)
- Nothing but Nets: Roll Back Malaria Partnership
- The Royal Society of Tropical Medicine and Hygiene
- Thomson Essential Science Indicators
- Wellcome Trust
- Malaria page: WHO Drug resistance in malaria

Disease Prevention and Research: General Health Organizations

General Health

- BBC News
- Centers for Disease Control and Prevention (CDC) – Diseases & Conditions
- Environmental Health at USAID
- European Network on Imported Infectious Disease Surveillance (TropNetEurop)
- FAS Program for Monitoring Emerging Diseases (ProMED)
- Hotspots programme for vector-borne disease risk analysis
- Human Population Genetics Laboratory
- London School - List of public health databases
- Medecins Sans Frontières
- Medical Ecology @ www.MedicalEcology.org
- Philip S. Hench Walter Reed Yellow Fever Collection
- Thalassaemia International Federation
- The Disease Control Priorities Project (DCPP) – Home
- UK Health Protection Agency - Infections Topics A-Z
- Notifications of Infectious Diseases NOIDS
- UNAIDS Epidemiological Databases
- UNAIDS_ facts heets directory
- Welcome to WHO's Public Health Mapping and GIS programme
- West Nile Virus Maps Web Site
- WHO Global Health Atlas
- WHO Public Health Mapping and GIS
- LibraryWorld
- Federation of Parasitologists



Disease Prevention and Research: General Health Organizations

Food Security and Health

- Demographic and Health Survey (DHS)
- FAO - Long-term action plan for the Horn of Africa
- HIV_AIDS Surveillance Data Base
- International Food Policy Research Institute (IFPRI) - Food and Nutrition
- Security Data on the Web
- ReliefWeb Map Centre
- The World Bank - Agriculture & Rural Development Strategy
- The World Bank- Key Development Data & Statistics
- WHO - Global Atlas Of Infectious Diseases
- WHO Global Database on Child Growth and Malnutrition
- WHO - Public Health Mapping and GIS Program
- WHO - Statistical Information System- WHOSIS
- World Food Program (WFP) - Vulnerability Analysis and Mapping (VAM)

Resources: Web Site Information

- Demographic & Health Survey – MEASURE DHS:
<http://www.measuredhs.com/aboutsurveys>
- Multiple Indicator Cluster Survey – UNICEF:
<http://www.childinfo.org/MICS2/Gj99306m.htm>
- Malaria Indicator Survey – Roll Back Malaria Partnership:
http://rbm.who.int/partnership/wg/wg_monitoring/surveytaskforce.htm
- Malaria Atlas Project – Wellcome Trust: <http://www.map.ox.ac.uk>
- World Health Organization: <http://www.who.int/research/en/>
- Centers for Disease Control and Prevention:
<http://www.cdc.gov/DataStatistics/>

Resources: Web Site Information

- Mapping Malaria Risk in Africa – MARA: <http://www.mara.org.za/>
- Promed-mail – International Society for Infectious Disease: <http://www.promedmail.org/pls/otn/f?p=2400:1000>
- STOP TB Partnership: <http://www.stoptb.org/news/>
- UNAIDS: <http://www.unaids.org/en/>
- Morbidity and Mortality Weekly Report – CDC: <http://www.cdc.gov/mmwr/>
- WHO Global Health Atlas: <http://www.who.int/globalatlas/>
- Global Health Facts – Kaiser Family: <http://www.globalhealthfacts.org/index.jsp>